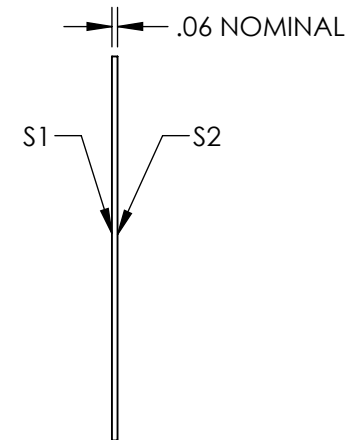
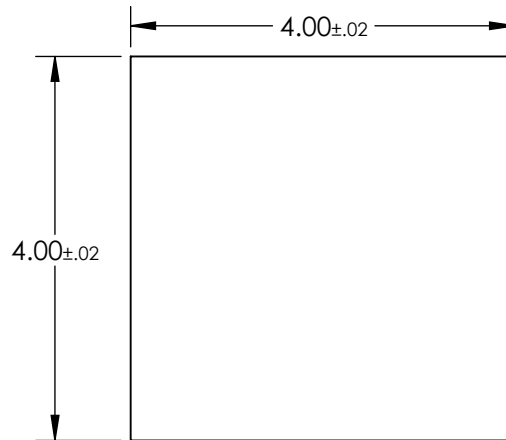
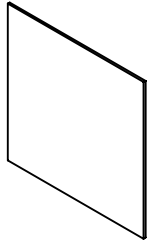


NOTES:

1. SUBSTRATE: FLOAT GLASS
2. LINE PAIR PATTERN: 150lp/inch
3. PARALLELISM:  
 LINE TO LINE:  $\leq 2$  ARCSEC  
 PATTERN TO SUBSTRATE:  $\pm 1^\circ$
4. COATING:  
 S1: VACUUM DEPOSITED CHROME, OD > 3.0  
 REFLECTION: 50%  $\pm$  5% @ 550nm  
  
 S2: NONE
5. RoHS: COMPLIANT



**FOR INFORMATION ONLY:  
 DO NOT MANUFACTURE  
 PARTS TO THIS DRAWING**

SPECIFICATIONS SUBJECT TO CHANGE WITHOUT NOTICE  
 DIMENSIONS ARE FOR REFERENCE ONLY



|                  | VALUE                |
|------------------|----------------------|
| SHAPE            | PLANO                |
| SURFACE QUALITY  | 20-10                |
| SURFACE FLATNESS | 1λ                   |
| BEVEL            | PROTECTIVE AS NEEDED |



ALL DIMS IN

mm

TITLE

4" x 4" (150 lp/inch), Ronchi Ruling

DWG NO

56620

SHEET  
1 OF 1